

# GENPass: A Multi-Source Deep Learning Model for Password Guessing

Zhiyang Xia , Ping Yi , Yunyu Liu , Bo Jiang, Wei Wang, and Ting Zhu

**Abstract**—The password has become today’s dominant method of authentication. While brute-force attack methods such as HashCat and John the Ripper have proven unpractical, the research then switches to password guessing. State-of-the-art approaches such as the Markov Model and probabilistic context-free grammar (PCFG) are all based on statistical probability. These approaches require a large amount of calculation, which is time-consuming. Neural networks have proven more accurate and practical in password guessing than traditional methods. However, a raw neural network model is not qualified for cross-site attacks because each dataset has its own features. Our work aims to generalize those leaked passwords and improves the performance in cross-site attacks. In this paper, we propose GENPass, a multi-source deep learning model for generating “general” password. GENPass learns from several datasets and ensures the output wordlist can maintain high accuracy for different datasets using adversarial generation. The password generator of GENPass is PCFG+LSTM (PL). We are the first to combine a neural network with PCFG. Compared with Long short-term memory (LSTM), PL increases the matching rate by 16%–30% in cross-site tests when learning from a single dataset. GENPass uses several PL models to learn datasets and generate passwords. The results demonstrate that the matching rate of GENPass is 20% higher than by simply mixing datasets in the cross-site test. Furthermore, we propose GENPass with probability (GENPass-pro), the updated version of GENPass, which can further increase the matching rate of GENPass.

**Index Terms**—Neural networks, natural languages, data analysis, text processing.

Manuscript received July 22, 2018; revised January 6, 2019 and April 14, 2019; accepted August 21, 2019. Date of publication September 11, 2019; date of current version April 23, 2020. This work was supported in part by the National Natural Science Foundation of China under Grants 61571290, 61831007, and 61431008, in part by the National Key Research and Development Program of China under Grants 2017YFB0802900, 2018YFB0803503, and 2017YFB0802300, in part by The NSFC-Zhejiang Joint Fund for the Integration of Industrialization and Informatization U1509219, in part by Information Network Security Key Laboratory of the Ministry of Public Security Open Project Support C18611, and in part by the National Science Foundation Grants CNS-1539047 and CNS-1652669. The associate editor coordinating the review of this manuscript and approving it for publication was Qing Fang. (*Corresponding author: Ping Yi.*)

Z. Xia, P. Yi, Y. Liu, and B. Jiang are with the School of Electronic Information and Electrical Engineering, Shanghai Jiao Tong University, Shanghai 200240, China (e-mail: x56981973@sjtu.edu.cn; yiping@sjtu.edu.cn; lyywenwen@gmail.com; bjiang@sjtu.edu.cn).

W. Wang and T. Zhu are with the Department of Computer Science and Electrical Engineering, University of Maryland, Baltimore County, MD 21250 USA (e-mail: ax29092@umbc.edu; zt@umbc.edu).

Color versions of one or more of the figures in this article are available online at <http://ieeexplore.ieee.org>.

Digital Object Identifier 10.1109/TMM.2019.2940877

## I. INTRODUCTION

DEEP learning [1] astonished the world after AlphaGo [2] beat Lee Sedol. The result proves that computers can emulate and surpass human beings after establishing a suitable model. Therefore, we try to explore a method to apply deep learning to password guessing in this paper.

The password is the main trend [3] for authentication. People are used to setting passwords with a certain combination (e.g., abc123456) instead of commonly used sequences (e.g., 123456). There have been many large-scale password leaks [4]–[7] in major companies. These leaked passwords provide us with rich training and testing datasets and allow us to learn more about the logic behind human-set combinations.

Many researches as well as open source tools aim to generate a large wordlist to match larger numbers of real passwords. HashCat [8] and John the Ripper (JtR) [9] are two remarkable password cracking tools, but they both rely on basic rules such as reversing, appending, truncating, etc. They can only generate a finite wordlist, which is far from useful for users to crack most passwords. Markov models [10] and probabilistic context-free grammar [11] are widely used techniques for password guessing. Both are based on probability models. Therefore, they are often computationally intensive and time-consuming [12]. Melicher *et al.* [13] first introduced a neural network to guess passwords and Hitaj *et al.* [14] recently proposed passGAN, using a generative adversarial network (GAN) to increase accuracy. However, both Melicher *et al.* and Hitaj *et al.* only focused on one-site tests. For example, RockYou is used for both training and testing datasets. The cross-site attack is a common method to crack a database. Although their performances are good, the generated password lists are not general.

To generate a general wordlist, we proposed a new model called GENPass. GENPass can enhance both accuracy and generality. Accuracy is improved by using the PCFG+LSTM model, the generator of GENPass. PCFG+LSTM is abbreviated as PL hereafter. We use PCFG rules to replace sequences with tags. The tagged-sequences are fed to a LSTM network for training and generation. The LSTM network has been proven effective at password guessing [13]. By using PCFG rules, the number of guesses can be reduced by 5–6 orders of magnitude when achieving a 50% matching rate. Generality means that the output wordlist can achieve a relatively high matching rate for different datasets. Our results also indicate that if we simply use the model trained with one dataset to estimate another, the matching

rate will be much lower. Thus, we propose GENPass to improve generality.

GENPass implements the adversarial idea in the process of generation. It enables the model to generate a wordlist based on several sources. Therefore, the new generated wordlist is more eclectic. The model consists of several generators and a classifier. Generators create passwords from datasets, namely leaked passwords, and the task of the classifier and the discriminator is to make sure the output does not belong to a specific dataset so that the output is believed to be general to all training datasets. Furthermore, we take the importance of each training dataset into consideration and propose the updated version of GENPass which we call GENPass with probability. It performs even better than the original version of GENPass.

The contributions of this paper are as follows.

- We propose the PCFG+LSTM(PL) model. It can elevate the model from character-level (char-level) to word-level and thus significantly increase the matching rate of LSTM.
- We propose the GENPass model. It can generate a “general” wordlist by learning several leaked password datasets. With GENPass, we can extend the scale of training sets from one to many.

The remainder of this paper is structured as follows. Section II briefly introduces traditional approaches and previous research in the password guessing field. Section III describes the model design of GENPass. In Section IV, we evaluate GENPass by comparison with state-of-art methods and other neural network models. We conclude the paper and discuss further work in Section V.

## II. RELATED WORK

Today, cyberspace security [15]–[26] has become a frontier research area. The deep learning model in AI is widely used in the fields of network security [27], artificial intelligence security [28], medicine [29] and so on.

In this section, we first describe traditional approaches to crack passwords and analyze their disadvantages. Then we introduce the recent development of deep learning and its use in password guessing.

### A. Traditional Password Guessing Methods

Plain text passwords are never allowed to be transferred in a network or be stored in databases [30] in a secure system. Hashing passwords is a common guessing method. This is the reason why HashCat and JtR became popular. They can greatly accelerate hash code computing. HashCat even supports GPU acceleration [8]. However, such password crackers must be based on a given password wordlist. The size of the wordlist determines the upper limit for one cracking attempt. HashCat uses a rule-based attack mode to enlarge the password list. Rules involve lower-casing, reversing, appending, or truncating characters. As far as we know, no single wordlist has been widely regarded as the best one to crack passwords. We consider that the final goal of password guessing is to establish a general wordlist that can crack more passwords.

In recent years, text password authentication alone has been considered unsafe, and other methods, such as the short

message service authentication code, are used as assisting tactics. However, in some specific areas, a text password is the only way to verify a user’s identity. For instance, WPA-PSK [31] is a common WI-FI authentication protocol [32]. Attackers can easily capture users’ handshake packages by using a monitor-mode network card. The password in the handshake package is hashed. Attackers can use Aircrack-Ng [33] or Pyrit [34] to crack passwords, just as HashCat and JtR do. With current computing capability, cracking an 8-length password by a brute-force method may take years. So studying a general password wordlist is an essential task.

The Markov model was used for password guessing in 2005 by Narayanan *et al.* [35] for the first time and an improvement has been proposed recently [10]. The core concept of the Markov model is a time-space tradeoff, using very large amounts of space to calculate the probability of the next character based on previous or current context.

Probabilistic Context-Free Grammar(PCFG) was introduced in password guessing in 2009 by Weir *et al.* [11]. PCFG derives from word-mangling rules based on a training set of leaked passwords. The grammar examples then generate passwords with a trained probabilistic model. PCFG is practical because users seldom set random characters as their password. Instead, they set their passwords with short strings for convenience, such as “iloveyou,” “password123” and “123456”. Thus, passwords contain a certain regularity [36]. Regularity can be preserved by encoding these passwords with PCFG rules. PCFG rules change passwords like “password123#” to a tagged-sequence such as “L8 D3 S1,” where ‘L’ stands for letters, ‘D’ stands for digits, ‘S’ stands for special chars and the number stands for the length. This approach was extended to targeted password guessing [37], [38], which means the grammar is not only at the char-level, but also involves personally identifiable information(PII). However, it is difficult to build the relationship between a person’s information to his passwords. Furthermore, it is illegal to collect a large amount of personal information for research.

### B. Password Analysis

Password analysis aims to gain an insight into human habits for setting passwords. By observing passwords from leaked datasets, we discover that users do not set combinations randomly, but instead tend to create meaningful strings as a part of a password or the complete password. Li Y. *et al.* [38] studied the relationship between personal information and human-chosen passwords. Their test on the 12306 dataset showed that 24.10% of Chinese users used their dates of birth when creating passwords. Meanwhile 23.60% and 22.35% of users created passwords using account names and real names, respectively. Pearman *et al.* [39] recorded the statistics of 154 participants over 147 days. When browsing websites in different categories, nearly 85% of participants reused over 70% of their passwords and 61% of participants exactly or partially reused passwords across websites. Substrings with length 4 are most used, followed by length 7 and 8. Li Z. *et al.* [36] studied different patterns in passwords between English and Chinese. According to their statistical data, Chinese prefer digits while English users prefer letters when setting passwords. Additionally, Chinese Pinyin

and English words vary in character composition. Li *et al.* presented that adding Pinyin into PCFG can increase the accuracy of password guessing by 34%. Analyzing passwords is a very important task to learn the patterns of creating passwords. It guides us to design the models for password guessing.

### C. Development of Neural Networks

A neural network is inspired by human neurons. It can perform tasks by learning examples without requiring task-specific coding. Deep learning generally involves neural networks with multi-layers, exemplified by the extraordinary work by LeCun Yann, Yoshua Bengio, and Geoffrey Hinton [1]. Owing to the explosion of computing power, deep learning has outperformed all traditional methods in some areas. Deep learning is being applied to a variety of fields, such as target recognition [40], natural language processing [12], [41], and artificial intelligence [2]. The network we used to learn passwords is a recurrent neural network (RNN) [42]. It is impossible to fully understand the current words regardless of the context words. Just as how people read, the RNN generates the probability of the next element based on the context elements [42], and the model then outputs the element with the highest probability.

LSTM [43] is a widely used RNN variant. LSTM was first proposed by Hochreiter & Schmidhuber in 1997 and was improved by Graves [42] in 2013. Each LSTM unit maintains a state  $c_t$  at time  $t$ . Three sigmoid gates control the data flow in the unit, namely the input gate  $i_t$ , the forget gate  $f_t$ , and the output gate  $o_t$ . The output  $h_t$  is calculated as follows:

$$i_t = \sigma(U_i X_t + W_i h_{t-1}) \quad (1)$$

$$f_t = \sigma(U_f X_t + W_f h_{t-1}) \quad (2)$$

$$o_t = \sigma(U_o X_t + W_o h_{t-1}) \quad (3)$$

$$\tilde{c}_t = \tanh(U_c X_t + W_c h_{t-1}) \quad (4)$$

$$c_t = f_t \cdot c_{t-1} + i_t \cdot \tilde{c}_t \quad (5)$$

$$h_t = \tanh(c_t \cdot o) \quad (6)$$

where  $X_t$  and  $\tilde{c}_t$  stand for the input  $X$  at time  $t$  and the updated state to be transferred to next unit, respectively,  $\sigma$  represents the logistic sigmoid function,  $\cdot$  denotes the element-wise multiplication, and  $U_{\{i,f,o,c\}}$  and  $W_{\{i,f,o,c\}}$  are sets of weight matrices.

The GAN [44] is another remarkable advance in deep learning. GAN consists of a generative model  $G$  and a discriminative model  $D$ , and GAN trains the two models simultaneously. The generative model  $G$  keeps generating “fake” data and the discriminative model  $D$  judges whether the data comes from  $G$  or the training data. The loss of  $D$  will be fed back to  $G$  to help optimize the generator. GAN has achieved success in image processing. However, its success is quite limited in text areas [45], [46]. In this paper, we borrow the idea of adversarial generation, because we find it difficult to transfer the feedback to a multi-training model.

### D. Neural Network in Password Guessing

A neural network was first used in password guessing by Melicher *et al.* [13] in 2016. LSTM [42] is an RNN generating

one character at a time, similar to Markov model. However, the neural network method does not consume any extra space. The evaluation of [13] shows that a wordlist generated by a neural network outperforms the Markov model, PCFG, HashCat, and JtR, particularly at guessing numbers above  $10^{10}$ . However, [13] restricted the structure of passwords (e.g., 1class8, 3class12), so the result cannot be considered general. PassGAN, proposed by Hitaj *et al.* [14], used GAN to generate passwords. GAN provides an adversarial process to make artificial passwords more realistic. With the help of GAN, PassGAN was able to create passwords that traditional password generation tools could not create.

Li *et al.* [36] also proved that there is a great difference between English and Chinese passwords, which was mentioned in Section II. We believe it is meaningless to mix Chinese passwords and English passwords together to generate a general password list. So our general model only focuses on one language environment. The problem on how to use the model learned from English passwords to guess Chinese passwords should be addressed by transfer learning [47], [48], which will not be discussed in this paper.

Both pioneering works have made extraordinary contributions in password guessing by using neural networks. But there are two common deficiencies in their theories, including PCFG. The first point is that they only focus on how to improve the matching rate for one-site tests. In other words, their training and testing sets are the same. So their models are not qualified to guess an unknown dataset. The second point is that their model can only learn and generate passwords from one dataset. PCFG [11] used Myspace, and passGAN [14] used RockYou. Melicher *et al.* [13] divided passwords into different structures and trained one type at a time. Such limitation restricts the model to learn more patterns of the same passwords. Our model GENPass is designed to solve these problems.

## III. THE MODEL OF GENPASS

In this section, we describe the problem we solve and discuss our thoughts regarding the model design and describe the detailed design of PCFG+LSTM (PL) and the GENPass model.

### A. Problem Description

When we talk about password guessing, we are not going to find a way to crack a specific password. We try to improve the matching rate between the training and testing sets. There are two types of tests in password guessing. One is called a one-site test, in which the training and testing sets are the same. The other is called a cross-site test, in which the training and testing sets are different. We have mentioned that all the previous work can only train and generate passwords based on one dataset, so their performance in cross-site tests is poor. However, a cross-site attack is the main technique for a hacker to crack a database.

On the other hand, many real passwords have been exposed but each dataset is not large enough for deep learning models. We believe if these datasets are combined together, the model can predict password more like human.



In our work, we try to generate a “general” password list from several datasets to improve the performance of password guessing in cross-site tests. So we first define what is “general”.

*Definition 1:* (What is “general”)

Assume a training set  $T$  containing  $m$  leaked password datasets  $D_1, D_2, D_3, \dots, D_m$ . Model  $G_t$  is obtained by training  $T$ . Model  $G_i$  is obtained by training  $D_i$  ( $i \in [1, m]$ ). If Model  $G_t$  can guess dataset  $D_k$  ( $D_k \notin D_1, D_2, D_3, \dots, D_m$ ) better than  $G_i$  ( $i \in [1, m]$ ), model  $G_t$  is believed to be general.

Some examples are presented below to help understand the idea better.

1) *Example 1:* We train dictionary  $A$ , and obtain model  $G_A$ . Model  $G_A$  can guess dictionary  $A$  well but guess an unknown dictionary  $B$  poorly. This is what most of the previous works do and we do not consider  $G_A$  to be a general model.

2) *Example 2:* We train dictionaries  $A$  and  $B$ , and obtain model  $G_{AB}$ . Model  $G_{AB}$  can guess dictionary  $A$  well but guesses dictionary  $B$  poorly. We also do not consider  $G_{AB}$  to be a general model.

3) *Example 3:* We train dictionaries  $A$  and  $B$ , and obtain model  $G_{AB}$ . Model  $G_{AB}$  can guess not only  $A$  and  $B$  but also an unknown dictionary  $C$  well. Then we consider  $G_{AB}$  to be a general model.

We also introduce the concept of a matching rate to evaluate the model’s capability to guess passwords.

*Definition 2:* (Matching Rate)

Suppose  $W$  is the wordlist generated by model  $G$  and the target dataset is  $D$ . We define the same passwords in both  $W$  and  $D$  as matched passwords. So the matching rate is the ratio between the number of matched passwords and that of  $D$ .

$$R_G = \frac{|W \cap D|}{|D|} \quad (7)$$

In conclusion, our goal is to design a model that can generate a general password list based on several datasets to maximize the matching rate when we guess an unknown wordlist.

## B. Reconsideration of Neural Networks

When using neural networks such as LSTM in [13], to generate passwords, the network starts with an empty string and calculates the probability of the next character. For example, when we generate “passw,” the next char is most likely to be ‘o’. However, this is an ideal situation. The reality is that, unlike traditional deep learning tasks, we cannot always choose the character with the highest possibility of appearance. Otherwise the output password list will contain many duplicates. There must be a random choice to avoid duplicates. The consequence of the random choice is that “password” cannot be easily generated letter by letter. Because once a character is not chosen correctly, the string will be totally meaningless. This is the shortcoming of char-level training with neural networks.

In previous research on password analysis, we find that people use some meaningful sequences to make passwords easier to memorize instead of using random sequences. This inspires us in that if we treat some fixed alphabetic sequences as a word, word-level training will be more suitable for password guessing. Thus, we analyzed some leaked password datasets to find a pattern.

TABLE I  
TOP 10 MOST FREQUENT TWO-CHARACTER SEQUENCES IN MYSPACE

| sequence | frequency | sequence | frequency |
|----------|-----------|----------|-----------|
| er       | 7,407     | an       | 5,626     |
| in       | 4,377     | ar       | 3,988     |
| st       | 3,962     | on       | 3,811     |
| ra       | 3,713     | re       | 3,709     |
| te       | 3,627     | as       | 3,468     |

We first try some short sequences. Table I shows the top 10 most frequent two-character sequences in Myspace [52]. According to our statistics, there are 37,144 passwords in Myspace and the most frequent two-character sequence “er” appears 7,407 times. We define such sequence as a unit and in this manner many sequences with low probability can be pruned. For example, character ‘e’ appears 38,223 times. The top 10 most frequent two-character sequences starting with ‘e’ appear 26,378 times (69%). Combining ‘e’ with these characters as a unit and pruning others means we can use some typical sequences to represent all probabilities. Although this method ignores a few uncommon sequences, the model can in fact generate more general passwords.

However, the way to slice the password is not unique. For example, in Myspace, “ter” appears 1,137 times, “te” appears 3,627 times and “er” appears 7,407 times. These short sequences can all be treated as a common unit. The sequence “shelter” can be divided into “shelt” + “er” or “shel” + “ter” or “shel” + “te” + “r”. When “shel” is generated, either “ter” or “te” is likely to be the next unit. “ter” is a correct choice, but if we choose “te,” the target sequence is not guaranteed to be generated.

Cutting passwords into short sequences still has the same problem as with char-level training. To solve this problem, we try to implement the rules of PCFGs and propose the PCFG+LSTM model.

## C. PCFG+LSTM (PL)

A regular password guessing method called PCFG [11] divides a password by units. For instance, ‘password123’ can be divided into two units ‘L8’ and ‘D3’. This produces high accuracy because the passwords are always meaningful and are set with template structures (e.g., iloveyou520, password123, abc123456). Meanwhile, neural networks can detect the relationship between characters that PCFG cannot. Thus, we combine the two methods to obtain a more effective one.

1) *Preprocessing:* A password is first encoded into a sequence of units. Each unit has a char and a number. A char stands for a sequence of letters (L), digits (D), special chars (S), or an end character (‘\n’), and the number stands for the length of the sequence (e.g., \$Password123 will be denoted as S1 L8 N3 ‘\n’). Detailed rules are shown in Table II.

A table is generated when we preprocess the passwords. We calculate the number of each strings occurrence. For example, we calculated all the L8 strings in Myspace, and found that “password” occurred 58 times, “iloveyou” occurred 56 times and so on.

2) *Generating:* The LSTM model is a variant of the basic RNN model. We use LSTM to generate passwords. The structure of LSTM is exactly the same as [13]. By feeding the LSTM

TABLE II  
DIFFERENT STRING TYPES

| Data Type     | Symbols  |
|---------------|--|
| Letters       | abcdefghijklmnopqrstuvwxyz<br>ABCDEFGHIJKLMNOPQRSTUVWXYZ |
| Digits        | 0123456789   |
| End character | \n   |
| Special Chars | otherwise  |

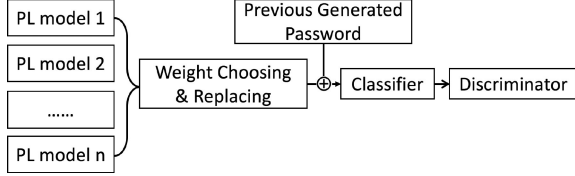


Fig. 1. **Diagram of GENPass model.** Units are first generated by separate PL models. The weight choosing process selects one specific unit from these units. The unit then is replaced by a random sequence. The sequence together with the previous generated password will be fed into the classifier. The classifier will judge which model the input belongs to. The validity of the unit depends on the judgment by the discriminator. If the discriminator is not able to tell which model the unit comes from, the unit will be accepted. Otherwise, it will be rejected.

model the preprocessed wordlist and training it, the model can predict the next unit.

3) *Weight Choosing*: When a unit is determined, it will be transformed back into an alphabetic sequence according to the table generated during the preprocessing. Experiments have shown that if the highest weight output is chosen each time, there will be a large number of duplicates in the output wordlist. So we choose the unit by sampling the discrete distribution. Such random selection can ensure that higher weight candidates are chosen with a higher probability, while lower ones can still be chosen after a large number of guesses.

#### D. GENPass

PL model is designed to improve the performance when we train only one dataset. However, it is not good enough when we train several datasets at the same time. So we propose GENPass to solve the multi-source training problem. GENPass generates a general wordlist from different datasets. Because different datasets have different principles and different lengths, it is difficult to learn the general principles by simply mixing datasets. To solve this problem, we design GENPass as shown in Fig. 1.

1) *Prediction of Model n*: All the models are PL models, as mentioned in the previous section. We train each model separately. Thus, given an input, the model can output the result with its own principle.

2) *Weight Choosing*: We assume that every model has the same possibility, so the output of each model can be combined directly. The combined list is the input of the weight choosing process, and the output is a random choice. When a unit is determined, it will be replaced by a random alphabetic sequence, according to the table generated in preprocessing. To show the process of weight choosing more clearly, an example is shown in Fig. 2.

3) *Classifier*: The classifier is a CNN classifier trained by raw passwords without preprocessing from different datasets.

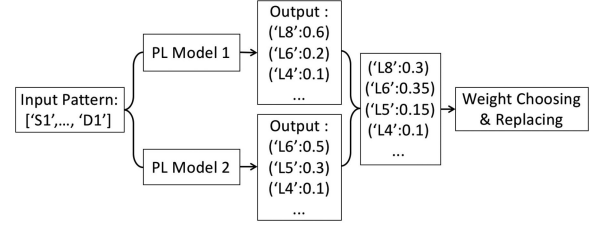


Fig. 2. **Example of weight choosing process.** The output of Model 1 is [(L8:0.6), (L6:0.2), (L4:0.1)...] and The output of Model 2 is [(L6:0.5), (L5:0.3), (L4:0.1)...]. Because both models have the same possibility, we directly combine these two list. So the input for weight choosing can be written as [(L8:0.3), (L6:0.35), (L5:0.15), (L4:0.1)...]. Therefore, L6 is most likely to be picked out in weight choosing process. When a unit is determined, it will be replaced by a corresponding random sequence.

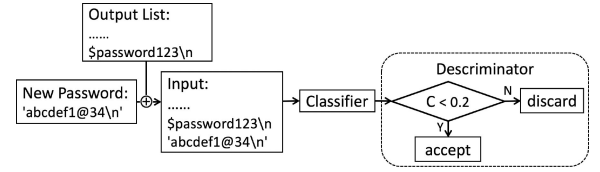


Fig. 3. **Detailed diagram of the classifier and the discriminator.** Assume that the new generated password is 'abcdef1@34'. It will be combined with 4 previous generated passwords as the input of the classifier. If the output of the classifier is [0.4, 0.6], the discriminator will accept and print the password, because C is less than 0.2. If the output of the classifier is [0.3, 0.7], all the units composing 'abcdef1@34' will be discarded.

The CNN classifier is exactly the same as [49]. Given a password, the classifier can tell which dataset the password most likely comes from. Through a softmax layer, the output will be a list of numbers whose sum is one.

The classifier only treats complete passwords, not units or alphabetic sequences. It means only when the end character \n is generated, the classifier is activated. One single password is not long enough to extract features, we actually combine it with 4 previous generated complete passwords, 5 passwords over all, as the input to the classifier.

4) *Discriminator*: The discriminator is used to judge whether the password will be accepted. It takes the output of the classifier as its input. The discriminator should accept those passwords which have a consistent probability of appearance in different datasets so that the output passwords can be "general". In other words, the distribution of the classifier's output should be average. We use  $C$  of the classifier's output to judge the password's generality. Given the classifier's output  $c_i (i = 1 \dots N)$  where  $N$  is the amount of datasets, we define  $C$  as below.

$$C = \sqrt{\frac{1}{N} \sum_{i=1}^N (c_i - \bar{c})^2} \quad (8)$$

$$\bar{c} = \frac{1}{N} \sum_{i=1}^N c_i \quad (9)$$

If  $C$  is too large, the lately generated unit will be discarded because it is probably a special case in one dataset. Otherwise, the unit will be accepted. In our model, we chose 0.2 as the threshold of  $C$  after performing several experiments. If the threshold is too small, the model will be much more time-consuming and the output will contain more duplicates.

### E. GENPass With Probability

In the previous section, we assume that each dataset has the same probability. However, after some experiment we find some datasets are more typical, and passwords are more likely to come from those datasets, so we need to lower the opportunity for passwords from those typical datasets to be chosen to allow passwords from other datasets to have a greater chance of being selected. We introduce the concept of weights to solve this problem. Those typical datasets should have a low weight, which will be proven later. We develop a method to calculate appropriate weights. The generality is judged by whether the weight of datasets corresponds with the distribution of the classifier's output. We improve the weight choosing process and discriminator in the previous model as follows. We call this upgraded model GENPass with probability, GENPass-pro for short.

1) *Weight Choosing Process With Probability*: We assume that a probability distribution  $P$  represents each dataset's weight, where  $\sum p = 1$ . So the outputs of different models should be added according to their weights. The weights are the probabilities. According to the Bayes formula [50], the total probability of the output is 1.

2) *Discriminator With Probability*: Generality is judged by the distance between the weight of datasets  $P$  and the distribution of the classifier's output  $Q$ . Standard deviation cannot depict the distance between two distributions, so we introduce Kullback-Leibler divergence (KL divergence) [51] to depict distance. The KL divergence is calculated as follows.

$$D_{KL}(P||Q) = \sum p(x) \ln \frac{p(x)}{q(x)} \quad (10)$$

During the training process, we use gradient descent to force  $P$  to approach  $Q$ . The distribution  $P$  is first generated randomly. In each iteration, ten new passwords are generated by GENPass with corresponding probability. These passwords are fed to the classifier and the results are recorded as  $Q_i (i = 1 \dots 10)$ . We denote the average of these results as the output of the classifier  $Q$  to eliminate random error. We use KL divergence as the loss function. Updating  $P$  by ascending  $Q - P$  stochastic gradient times steps  $\alpha$  makes  $P$  approach  $Q$  quickly and accurately. We assume steps of  $\alpha = 1$ . We use  $P'_i = \frac{P_i}{\sum P_i}$  to ensure the total probability is 1. We believe the distribution is stable when the loss is less than 0.001. The pseudo code is shown in Algorithm 1.

When  $P$  is determined after training, the criterion for accepting the password is whether the KL divergence is smaller than 0.1, a value we set manually.

## IV. EXPERIMENT AND EVALUATION

In this section, we first demonstrate our training and testing procedures. Then, we demonstrate the results of our experiments and analyze them.

### A. Experimental Data

Experimental data involving leaked passwords are collected from public websites. The previous research studies are all based on these datasets. Li *et al.* [36] proved that passwords in different

### Algorithm 1: Calculate the Distribution

```

1 Generate the distribution  $P$  randomly;
2 repeat
3   generate 10 passwords by GENPass-pro without the
   discriminator, denote the outputs of the classifier as
    $Q_i (i = 1 \dots 10)$ ;
4   calculate the average of classifier's outputs
    $Q = \frac{1}{10} \sum_{i=1}^{10} Q_i$ ;
5   Loss is the KL divergence of two distributions
    $Loss = D_{KL}(P||Q)$ ;
6   Update the distribution  $P$  by ascending its stochastic
   gradient time steps  $P = P + \alpha \times \nabla_{Q-P} Loss$ ;
7   Make sure that the sum of  $P$  equals 1 by using
    $P'_i = \frac{P_i}{\sum P_i}$ ;
8 until the distribution is stable;
9 return distribution  $P$ ;

```

TABLE III  
CONTRAST BETWEEN DIFFERENT DATASETS

| Name     | Language | Address                  | Number     |
|----------|----------|--------------------------|------------|
| MySpace  | English  | http://www.myspace.com/  | 37,144     |
| phpBB    | English  | http://www.phpbb.com/    | 184,389    |
| RockYou  | English  | http://www.rockyou.com/  | 14,344,391 |
| LinkedIn | English  | http://www.linkedin.com/ | 60,143,260 |

language environments have little generality. So in our experiments, we only choose English passwords. Our model is not designed to solve the generality between different languages. Our training and testing data are from Myspace [52], phpBB [53], RockYou [54], and LinkedIn [55]. [13] and [14] have proven that a neural network model outperforms traditional technologies such as HashCat [8] and JtR [9]. So we do not spend time on testing wordlists generated by HashCat and JtR. Detailed information is shown in Table III.

### B. Training and Testing Methods

1) *PL*: To evaluate PL, we trained the model with Myspace and phpBB. After each training session, the model generated a new wordlist. The tests can be divided into two types. One is called a one-site test, in which the training and testing datasets are the same. The other is called a cross-site test, in which the training and testing datasets are different. Then, we enumerated the passwords in the generated wordlists to see if they were listed in the testing set and calculated the percentage, namely the matching rate. We randomly chose 10% of passwords in the testing dataset as test data. The final matching rate is the average of the results of the procedure above repeated 10 times.

2) *GENPass*: To evaluate the GENPass model, we trained the model with Myspace and phpBB. We calculated the matching rate using the same method described in the previous experiments. Then we compared the results with those of the PL model trained by a single wordlist. We also trained the PL model with a simple mixture of two wordlists and compared the result with the GENPass model.



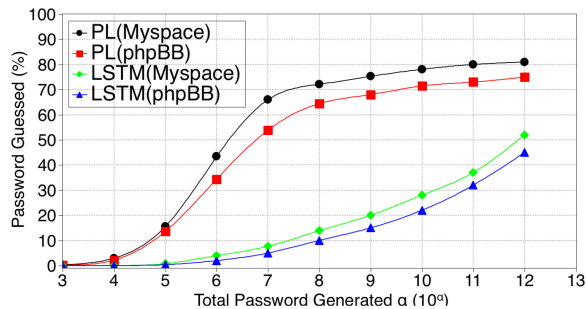


Fig. 4. **One-site tests of PL and LSTM.** PL and LSTM are the names of the models. Myspace and phpBB are the training and testing datasets. PL(Myspace) means the training model is PL and the training and testing datasets are both Myspace. The results show that PL can achieve the same matching rate with much fewer guesses compared with LSTM. So it can dramatically improve the matching rate.

TABLE IV  
CROSS-SITE TEST RESULTS

|      | Password Generate | Myspace-RockYou | phpBB-RockYou | Myspace-LinkedIn | phpBB-LinkedIn |
|------|-------------------|-----------------|---------------|------------------|----------------|
| PL   | $10^6$            | 1.10%           | 0.41%         | 0.30%            | 0.10%          |
|      | $10^7$            | 3.47%           | 1.12%         | 1.08%            | 0.38%          |
| LSTM | $10^6$            | 0.65%           | 0.37%         | 0.22%            | 0.07%          |
|      | $10^7$            | 2.80%           | 0.96%         | 0.83%            | 0.30%          |

### C. Evaluation

1) *PL*: We respectively trained the PL and LSTM model with Myspace and phpBB and performed the one-site test. The result is shown in Fig. 4. Note that LSTM is the same model as what is used in [13]. For example, PL(Myspace) means the training model is PL and the training and testing datasets are both Myspace. It is obvious that the PL performs much better than LSTM. Although the matching rates of both models will finally reach a higher level with more guesses, PL can achieve the same matching rate with much fewer guesses compared with LSTM. For instance, when the testing set was Myspace, LSTM guessed  $10^{12}$  times to reach a 50% matching rate while PL only needed approximately  $10^7$  times. After generating  $10^7$  passwords, PL regenerates over 50% of the dataset while LSTM regenerates less than 10%. The result proves that the PCFG rules help to improve the efficiency of password guessing.

We also find that the model trained with Myspace performs better than that with phpBB. This phenomenon indicates that datasets have differences. The model trained with different datasets obtained different results. A suitable explanation is that the features in Myspace are easier to capture than in phpBB because the number of passwords in Myspace is smaller, as shown in Table III.

Table IV shows the results of cross-site tests at  $10^6$  and  $10^7$  guesses. We respectively trained the PL and LSTM models with Myspace and phpBB and used the outputs of these models to test RockYou and LinkedIn. The cross-site tests always achieve worse performances than the one-site tests. This indicates that different datasets have their own regularity. Learning from only one dataset is not sufficient to crack others. During the cross-site tests, the PL model always achieves better performance than the

TABLE V  
DIFFERENCES BETWEEN GENPASS AND SIMPLY MIXING

| Password Generated | GENPass -Myspace | GENPass -phpBB | PL(Simply Mixing) -Myspace | PL(Simply Mixing) -phpBB |
|--------------------|------------------|----------------|----------------------------|--------------------------|
| $10^6$             | 31.58%           | 33.69%         | 19.22%                     | 33.08%                   |
| $10^7$             | 55.57%           | 57.90%         | 38.87%                     | 55.55%                   |

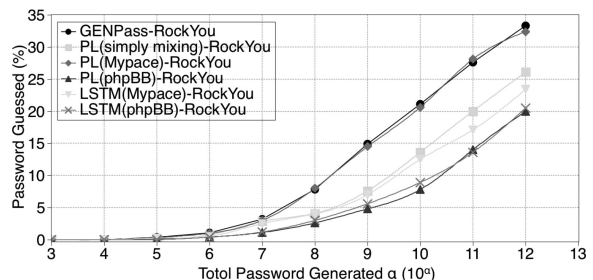


Fig. 5. **Cross-site tests of different models and different datasets.** GENPass, PL, and LSTM are the names of the models. Myspace and phpBB are the training datasets. The target dataset is RockYou. The results show that GENPass(Black) almost always performs best. The performance of GENPass is much better than simply mixing Myspace and phpBB using PL(Green).

LSTM model with an increase of 16%–30%. The result indicates that people are inclined to use some fixed strings, such as words and names, and this phenomenon is common in the leaked password datasets. PL is proven to be more effective in cross-site tests. However, the results are unsatisfactory due to the lack of generality.

2) *GENPass*: In all GENPass’s tests, the training datasets are Myspace and phpBB. Table V compares the GENPass model with the PL model whose training dataset is simply obtained by mixing Myspace and phpBB. The matching rate of GENPass is 40%–50% higher than that of PL when the testing set is Myspace. It achieves a similar result when the testing set is phpBB. The PL model performs better when the size of the testing set is large. This result is possibly attributed to the following reason. The larger dataset has a deeper influence on the output wordlist. The smaller dataset can be regarded as a noise added to the larger one. For example, phpBB contains 106 ‘123456’ out of 184,389 passwords, while Myspace contains 59 instances of ‘password’ out of 37,144 passwords. ‘password’ is more important than ‘123456’. But in the mixed dataset, ‘password’ plays a less important role than it does in the single, original dataset. Simply mixing two datasets, especially when the two datasets have very different numbers of passwords, disrupts the regularity of the individual datasets. This conclusion supports the necessity of the GENPass model. Our model overcomes these obstacles by choosing the output using two models.

Figs. 5 and 6 show the results of cross-site tests when the models are GENPass, PL, and LSTM. GENPass uses Myspace and phpBB as training datasets, while the training datasets of PL and LSTM are specified in the parentheses. The test sets of Figs. 5 and 6 are RockYou and LinkedIn, respectively.

Taking both Figs. 5 and 6 into consideration, the GENPass model outperforms all other models. Using raw LSTM without any preprocessing performs the worst in two tests. Using

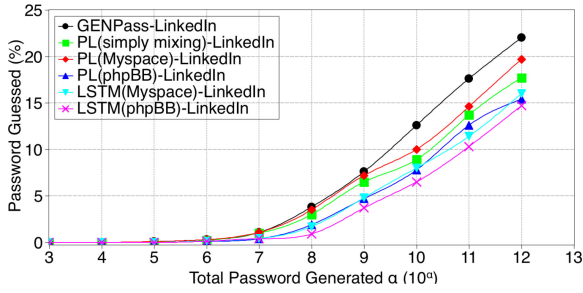


Fig. 6. **Cross-site tests of different models and different datasets.** GENPass, PL, and LSTM are the names of the models. Myspace and phpBB are the training datasets. The target dataset is LinkedIn. The results show that GENPass(Black) always performs best. GENPass can overcome the discrepancies between datasets and achieve a higher matching rate.

PL to learn Myspace alone performs second best. This proves that Myspace is a good dataset. The passwords in Myspace are typical among other datasets. Simply mixing two datasets does not improve the matching rate. Instead, the matching rate will drop because of the bad dataset used, namely phpBB in this test. The results prove that GENPass can overcome the discrepancies between datasets and achieve a higher matching rate.

3) *GENPass With Probability*: The GENPass model can generate a wordlist with higher matching rate by training different datasets. However, we found that GENPass does not always achieve best results. In Fig. 5, there some difference between GENPass-RockYou and PL(Myspace)-RockYou.

The first reason for this observation is that the passwords generated by PL (Myspace) are more likely to appear in RockYou, and phpBB only contributes slightly. So simply choosing the unit from two training models cannot increase the matching rate. Different datasets should have different importance. For example, phpBB should be more important than Myspace when we generate the wordlist, because we need to consider phpBB with more emphasis to add diversity. To solve this problem, we applied the distribution  $P$  to GENPass and created GENPass with probability (GENPass-pro). Distribution  $P$  stands for the weights of different datasets.

The second reason is that using  $C$  as the criterion for the discriminator is not precise. We must encourage passwords to come from important datasets.  $C$  cannot reflect the importance among different datasets. For example, when “p@ssword” is generated, it seems more likely to occur in phpBB, as the output of the classifier is (0.177, 0.823). The discriminator discards the password because  $C$  is over 0.2. However, “p@ssword” is one of the passwords in RockYou. To solve this problem, we use the KL divergence as the new criterion for the discriminator. To design a discriminator with probability. The KL divergence is calculated based on Formula 10 where  $P$  stands for the weights of datasets and  $Q$  stands for the distribution of the classifier’s output. Thus, “p@ssword” will be accepted by GENPass-pro.

By using Algorithm 1, we calculated the distribution  $P$  of Myspace and phpBB. The process of the calculation is shown in Fig. 7, where the y-axis is the KL divergence and the x-axis is the number of iterations. In each iteration, the distribution  $P$  takes the KL divergence as the feedback and improves itself. Initially, the KL divergence is large and then decreases quickly. After

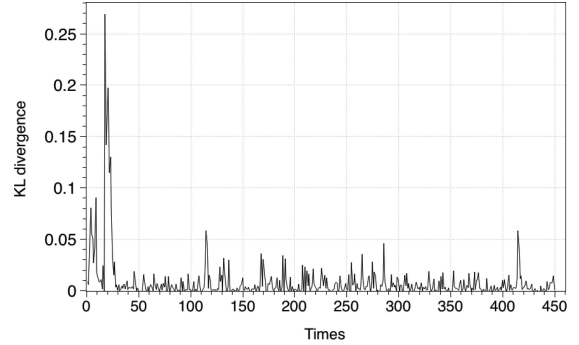


Fig. 7. **Training process for  $P$  and  $Q$ .** The x-axis is the number of training times and the y-axis is the KL divergence of  $P$  and  $Q$ . Initially, the KL divergence is large and then decreases quickly. After about 50 iterations, the KL divergence has dropped below 0.05 and it has stabilized.

TABLE VI  
DIFFERENCES BETWEEN GENPASS AND GENPASS-PRO

|             | Password Generated | Myspace | phpBB  | RockYou | LinkedIn |
|-------------|--------------------|---------|--------|---------|----------|
| GENPass     | $10^6$             | 31.58%  | 33.69% | 0.86%   | 0.20%    |
|             | $10^7$             | 55.57%  | 57.90% | 3.34%   | 1.11%    |
| GENPass-pro | $10^6$             | 29.27%  | 34.16% | 1.14%   | 0.40%    |
|             | $10^7$             | 55.74%  | 61.76% | 4.10%   | 1.52%    |

50 iterations, the KL divergence became smaller and remained stable. Once the divergence stabilized, we determine the distribution  $P$ . In this case, it was approximately 30.004% of Myspace and 69.996% of phpBB. This result confirms that phpBB is more important than Myspace. In the following experiments, we used this distribution  $P$  as the probability.

We trained and tested GENPass and GENPass-pro with the same training datasets and test datasets. The training datasets were Myspace and phpBB and the testing datasets were RockYou and LinkedIn.

The results in Table VI show that within  $10^6$  guesses, the two models show similar matching rates. GENPass even has a better result when the test set is Myspace. This is because a small number of guesses cannot fully show the capabilities of the models. When the number of the generated passwords reaches  $10^7$ , the model with probability performs better than the original one. The matching rate of GENPass-pro is at least 20% higher than the matching rate of GENPass when the test sets are RockYou and LinkedIn. This is because using probability enables the model to choose units from the more important dataset. In this case, phpBB is more important than Myspace and the distribution  $P$  of (Myspace, phpBB) is (30.004%, 69.996%). There is a 30.004% chance that the chosen unit comes from Myspace and a 69.996% chance comes from phpBB. The model with probability uses the KL divergence of the datasets’ distribution  $P$  and the classifier’s output  $Q$  to determine whether the unit should be output. The threshold of KL divergence is 0.1. If the classifier’s output  $Q$  is (0.1, 0.9), the unit will not be accepted, for the KL divergence is too large. And if the classifier’s output  $Q$  is (0.3, 0.7), it will be accepted. The result proves that the value of KL divergence is a legitimate criterion for the discriminator.



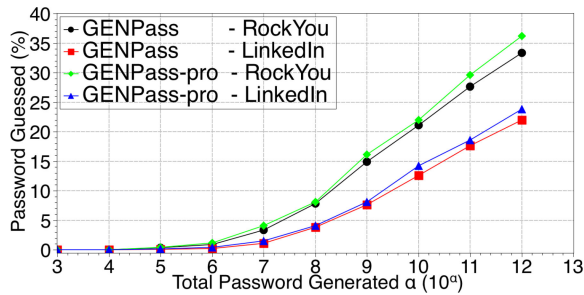


Fig. 8. Comparing the matching rate between GENPass and GENPass-pro. We use Myspace and phpBB to train GENPass and GENPass-pro respectively. The two testing sets are RockYou and LinkedIn. The result shows that GENPass-pro (Green & Blue) can increase 2%–3% matching rate compared with GENPass (Black & Red) when generating more than  $10^{10}$  passwords.

TABLE VII  
ABILITY OF MODELS TO CREATE PASSWORDS

|              | Password Generated | RockYou                 | LinkedIn                |
|--------------|--------------------|-------------------------|-------------------------|
| PL           | $10^7$             | 323,246 (2.254%)        | 522,250 (0.868%)        |
| GENPass      | $10^7$             | 389,453 (2.715%)        | 571,135 (0.950%)        |
| GENPass-pro  | $10^7$             | <b>493,224 (3.438%)</b> | <b>800,388 (1.331%)</b> |
| PassGAN [15] | 10,969,748         | 393,897 (2.746%)        | 703,075 (1.169%)        |
| PL           | $10^6$             | 65,585 (0.457%)         | 86,518 (0.143%)         |
| GENPass      | $10^6$             | 88,926 (0.620%)         | 112,874 (0.188%)        |
| GENPass-pro  | $10^6$             | <b>115,417 (0.805%)</b> | <b>156,491 (0.260%)</b> |
| PassGAN [15] | 1,357,874          | 82,623 (0.576%)         | 129,308 (0.215%)        |

Moreover, we compared GENPass-pro with GENPass when generating more than  $10^{10}$  passwords. The result is shown in Fig. 8. GENPass-pro can achieve matching rate of 36.2% in RockYou and 23.8% in LinkedIn, which is high enough to prove the generalization ability of our model.

However, there remain some flaws which explain why GENPass-pro cannot achieve an even higher matching rate. There is a case when the distribution of the classifier’s output  $Q$  is quite close but the discriminator does not permit the unit to go through because of the weights of the datasets. For example, the distribution  $P$  is (30.004%, 69.996%) while the classifier’s output  $Q$  is (0.55, 0.45). This unit will be rejected, although it is actually a possible unit.

Finally, our model’s ability to create passwords is evaluated. Table VII shows the number of reasonable passwords which do not make their appearance in the training sets (Myspace and phpBB) but do so in the test set (RockYou or LinkedIn) when we generate  $10^6$  and  $10^7$  unique passwords. As a contrast, we also add the result of PassGAN when generating approximately the same number of passwords. The percentage in the table is calculated by the ratio between the number of passwords and the length of RockYou (14,344,391) or LinkedIn (60,143,260). In both tests, PassGAN cannot outperform GENPass-pro, although it performs better than PL and GENPass in most experiments. It is because when we use GENPass-pro, the model takes phpBB into better consideration, while PassGAN cannot handle such multi-source situation. The results convince us that more reasonable passwords will be created as the scale of the training set grows larger.

## V. CONCLUSION

This paper introduces GENPass, a multi-source password guessing model to generate “general” passwords. It borrows from PCFG [11] and GAN [44] to improve the matching rate of generated password lists. Our results show that word-level (if tags such as “L4” “D3” “S2,” are viewed as words) training outperforms character-level training [13], [14]. Furthermore, we implement adversarial generation from several datasets and the results indicate that multi-source generation achieves a higher matching rate when performing cross-site tests.

Our work is inspired by previous research, especially by the excellent work of Melicher *et al.* [13]. Before then, the research on password guessing mainly focused on innovations to the Markov model and PCFG. Melicher *et al.* first proved that a neural network achieved better performance than the probabilistic method. Neural networks are believed to have the capability to detect the relationships between characters that probabilistic methods do not. In this paper, we first extend character-level training to word-level training by replacing letters, digits, and special chars with tags, namely, PCFG+LSTM(PL). In one-site tests, the PL model generated  $10^7$  passwords to achieve a 50% matching rate while the LSTM model must generate  $10^{12}$  passwords. In cross-site tests, PL increased the matching rate by 16%–30% compared with LSTM when learning from a single dataset. Our model also extends single source training to multi-source training and uses adversarial generation to ensure the output passwords are general to all datasets. The matching rate of GENPass is 20% higher than that of simply mixing several datasets at the guess number of  $10^{12}$ . We use Myspace and phpBB as training data, RockYou and LinkedIn as testing data. The results are sufficient to prove that GENPass is effective in this task. Then, we show that GENPass still can be improved by considering probability. We call this GENPass with probability or GENPass-pro. This model solves certain issues, including the weights assigned to datasets and how to judge whether a password has a consistent probability of appearing in different datasets. The results show that the matching rate of GENPass with probability is 20% higher than GENPass when we generate  $10^7$  passwords. In conclusion, GENPass with probability is the most effective model for generating general passwords compared with other models. But it still has some flaws. For example, the discriminator is still far from perfect, which results in some passwords being rejected.

We believe password guessing deserves further research, as password authentication will not be totally replaced for some time. However, the scarcity of training resources remains a problem. Because of existing security protocols, we have limited access to actual passwords, especially those we need for training and testing. To solve this problem, studies on transfer learning may help by including additional databases in other languages. We also plan to explore using our technique in other applications such as smart grids [56]–[58] and smart transportation systems [59]–[61].

## REFERENCES

- [1] L. Yann, Y. Bengio, and G. Hinton, “Deep learning,” *Nature*, vol. 521, pp. 436–444, 2015.

- [2] D. Silver *et al.*, "Mastering the game of go with deep neural networks and tree search," *Nature*, vol. 529, no. 7587, pp. 484–489, 2016.
- [3] C. Herley, P. V. Oorschot, "A research agenda acknowledging the persistence of passwords," *IEEE Secur. Privacy*, vol. 10, no. 1, pp. 28–36, Jan./Feb. 2012.
- [4] LinkedIn leak, 2017. [Online]. Available: <https://hashes.org/public.php>
- [5] Myspace leak, 2017. [Online]. Available: [https://wiki.skullsecurity.org/Passwords#Leaked\\_passwords](https://wiki.skullsecurity.org/Passwords#Leaked_passwords)
- [6] phpBB leak, 2017. [Online]. Available: [https://wiki.skullsecurity.org/Passwords#Leaked\\_passwords](https://wiki.skullsecurity.org/Passwords#Leaked_passwords)
- [7] Rockyou leak, 2017. [Online]. Available: [https://wiki.skullsecurity.org/Passwords#Leaked\\_passwords](https://wiki.skullsecurity.org/Passwords#Leaked_passwords)
- [8] STEUBE, J. Hashcat, 2016. [Online]. Available: <https://hashcat.net/oclhashcat/>
- [9] PESLYAK, A. John the Ripper, 2016. [Online]. Available: <http://www.openwall.com/john/>
- [10] J. Ma *et al.*, "A study of probabilistic password models," in *Proc. IEEE Symp. Secur. Privacy*, 2014, pp. 689–704.
- [11] M. Weir *et al.*, "Password cracking using probabilistic context-free grammars," in *Proc. IEEE Symp. Secur. Privacy*, 2009, pp. 391–405.
- [12] Z. C. Lipton, J. Berkowitz, and C. Elkan, "A critical review of recurrent neural networks for sequence learning," 2015, arXiv preprint arXiv:1506.00019.
- [13] W. Melicher *et al.*, "Fast, lean and accurate: Modeling password guessability using neural networks," *Proc. USENIX Secur. Symp.*, 2016, pp. 175–191.
- [14] B. Hitaj *et al.*, "PassGAN: A deep learning approach for password guessing," in *Proc. Int. Conf. Appl. Cryptography Netw. Security*, Springer, Cham, 2019, pp. 217–237.
- [15] H. Cheng *et al.*, "CCID: Cross-Correlation identity distinction method for detecting shrew DDoS," *Wireless Commun. Mobile Comput.*, vol. 2019, 2019, Art. no. 6705347.
- [16] Y. Ping, Z. Ting, Z. Qingquan, W. Yue, and P. Li, "Puppet attack: A denial of service attack in advanced metering infrastructure network," *J. Netw. Comput. Appl.*, vol. 59, no. 1, pp. 325–332, Jan. 2016.
- [17] Y. Ping, Z. Ting, M. Jianqing, and W. Yue, "An intrusion prevention mechanism in mobile ad hoc networks," *Ad Hoc Sensor Wireless Netw.*, vol. 17, no. 3/4, pp. 269–292, 2013.
- [18] Y. Ping, W. Yue, and C. Jialin, "Towards an artificial immune systems in detection of anomalies in wireless MESH networks," *China Commun.*, vol. 8, no. 3, pp. 107–117, 2011.
- [19] W. Xudong and Y. Ping, "Security framework for wireless communications in smart distribution grid," *IEEE Trans. Smart Grid*, vol. 2, no. 4, pp. 809–818, Dec. 2011.
- [20] Y. Ping, Z. Ting, Z. Qingquan, W. Yue, and L. Jianhua, "A denial of service attack in advanced metering infrastructure network," in *Proc. IEEE Int. Conf. Commun.*, Sydney, Australia, 2014, pp. 1029–1034.
- [21] Y. Ping, Z. Ting, Z. Qingquan, W. Yue, and L. Jianhua, "Green firewall: An energy-efficient intrusion prevention mechanism in wireless sensor network," in *Proc. IEEE Global Commun. Conf.*, Anaheim, CA, USA, Dec. 2012, pp. 3037–3042.
- [22] Y. Ping, Z. Ting, L. Ning, W. Yue, and L. Jianhua, "Cross-layer detection for black hole attack in wireless network," *J. Comput. Inf. Syst.*, vol. 8, no. 10, pp. 4101–4109, 2012.
- [23] Y. Ping, W. Yue, and C. Jialin, "Towards an artificial immune systems in detection of anomalies in wireless mesh networks," *China Commun.*, vol. 8, no. 3, pp. 107–117, 2011.
- [24] Y. Ping, W. Yue, L. Ning, and W. Zhiyang, "Intrusion detection for wireless mesh networks using finite state machine," *China Commun.*, vol. 7, no. 5, pp. 40–48, 2010.
- [25] Y. Ping, W. Yue, Z. Futai, and L. Ning, "A survey on security in wireless mesh networks," *IETE Tech. Rev.*, vol. 27, no. 1, pp. 6–14, Jan./Feb. 2010.
- [26] Z. Ting, X. Sheng, Y. Ping, D. Towsley, and G. Weibo, "A secure energy routing mechanism for sharing renewable energy in smart microgrid," in *Proc. IEEE Int. Conf. Smart Grid Commun.*, Brussels, Belgium, Oct. 2011, pp. 143–148.
- [27] Y. Ping *et al.*, "Web phishing detection using a deep learning framework," *Wireless Commun. Mobile Comput.*, vol. 3, no. 4, pp. 1–9, 2018.
- [28] G. Shuangchi, Y. Ping, Z. Ting, Y. Yao, and W. Wei, "Detecting adversarial examples in deep neural networks using normalizing filters," in *Proc. Int. Conf. Agents Artif. Intell.*, Portugal, Feb. 2019, pp. 164–173.
- [29] M. Yishuang *et al.*, "Detection for pulmonary nodules using RGB channel superposition method in deep learning framework," in *Proc. 3rd Int. Conf. Secur. Smart Cities, Ind. Control Syst. Commun.*, Shanghai, China, Oct. 2018, pp. 1–8.
- [30] C. Percival and S. Josefsson, "The script password-based key derivation function," 2016. [Online]. Available: <https://tools.ietf.org/html/rfc7914>
- [31] Y. Liu, Z. Jin, and Y. Wang, "Survey on security scheme and attacking methods of WPA/WPA2," in *Proc. IEEE Int. Conf. Wireless Commun. Netw. Mobile Comput.*, 2010, pp. 1–4.
- [32] A. K. M. N. Sakib *et al.*, "Security improvement of WPA 2 (Wi-Fi Protected Access 2)," *Int. J. Eng. Sci. Technol.*, vol. 3, no. 1, pp. 723–729, 2011.
- [33] Aircrack-Ng, [Online]. Available: <http://www.aircrack-ng.org>
- [34] Pyrit, 2016. [Online]. Available: Pyrit Github repository. <https://github.com/JPaulMora/Pyrit>
- [35] A. Narayanan and V. Shmatikov, "Fast dictionary attacks on passwords using time-space tradeoff," in *Proc. ACM Conf. Comput. Commun. Secur.*, 2005, pp. 364–372.
- [36] Z. Li, W. Han, and W. Xu, "A large-scale empirical analysis of chinese web passwords," in *Proc. Usenix Secur.*, 2014, pp. 559–574.
- [37] D. Wang *et al.*, "Targeted online password guessing: An underestimated threat," in *Proc. ACM Sigsac Conf. Comput. Commun. Secur.*, 2016, pp. 1242–1254.
- [38] Y. Li, H. Wang, and K. Sun, "A study of personal information in human-chosen passwords and its security implications," in *Proc. 35th Annu. Int. Conf. Comput. Commun.*, 2016, pp. 1–9.
- [39] P. Sarah *et al.*, "Let's go in for a closer look: Observing passwords in their natural habitat," in *Proc. ACM SIGSAC Conf. Comput. Commun. Secur.*, 2017, pp. 295–310.
- [40] S. Ren *et al.*, "Faster R-CNN: Towards real-time object detection with region proposal networks," *IEEE Trans. Pattern Anal. Mach. Intell.*, vol. 39, no. 6, pp. 1137–1149, Jun. 2017.
- [41] W. Zaremba, I. Sutskever, and O. Vinyals, "Recurrent neural network regularization," 2014, arXiv:1409.2329.
- [42] A. Graves, "Generating sequences with recurrent neural networks," 2013, arXiv preprint arXiv:1308.0850.
- [43] S. Hochreiter and J. Schmidhuber, "Long short-term memory," *Neural Comput.*, vol. 9, no. 8, pp. 1735–1780, 1997.
- [44] I. J. Goodfellow *et al.*, "Generative adversarial nets," in *Proc. Int. Conf. Neural Inf. Process. Syst.*, 2014, pp. 2672–2680.
- [45] Y. Zhang *et al.*, "Adversarial feature matching for text generation," in *Proc. 34th Int. Conf. Machine Learn.*, vol. 70, 2017, pp. 4006–4015.
- [46] Y. Zhang, Z. Gan, and L. Carin, "Generating text via adversarial training," in *Proc. Conf. Neural Inf. Process. Syst. Workshop Adversarial Training*, vol. 21, 2016.
- [47] S. J. Pan and Q. Yang, "A survey on transfer learning," *IEEE Trans. Knowl. Data Eng.*, vol. 22, no. 10, pp. 1345–1359, Oct. 2010.
- [48] J. Yosinski *et al.*, "How transferable are features in deep neural networks?," in *Proc. Int. Conf. Neural Inf. Process. Syst.*, 2014, pp. 3320–3328.
- [49] Z. Xiang, J. Zhao, and Y. LeCun, "Character-level convolutional networks for text classification," in *Proc. Adv. Neural Inf. Process. Syst.*, 2015, pp. 649–657.
- [50] A. Stuart and K. Ord, *Kendall's Advanced Theory of Statistics: Volume Distribution Theory*. London, U.K.: Edward Arnold, 1994.
- [51] D. J. C. MacKay, *Information Theory, Inference, and Learning Algorithms*, 1st ed. Cambridge, U.K.: Cambridge Univ. Press, 2003, p. 34.
- [52] Myspace, 2017. [Online]. Available: <http://www.myspace.com/>
- [53] phpBB, 2017. [Online]. Available: <http://www.phpbb.com/>
- [54] RockYou, 2017. [Online]. Available: <http://www.rockyou.com/>
- [55] LinkedIn, 2017. [Online]. Available: <http://www.linkedin.com/>
- [56] P. Yi, T. Zhu, B. Jiang, R. Jin, and B. Wang, "Deploying energy routers in an energy internet based on electric vehicles," *IEEE Trans. Veh. Technol.*, vol. 65, no. 6, pp. 4714–4725, Jun. 2016.
- [57] B. Lai, P. Yi, Y. Sui, and Q. Zhang, "Energy distribution in EV energy network under energy shortage," in *Proc. IEEE 17th Int. Conf. Smart City, Zhangjiajie, China*, Aug. 2019, pp. 10–12.
- [58] J. Xu *et al.*, "Charge station placement in electric vehicle energy distribution network," in *Proc. IEEE Int. Conf. Commun.*, Paris, France, May 2017, pp. 21–25.
- [59] P. Yi, T. Zhu, G. Lin, and Q. Zhang, "Routing renewable energy using electric vehicles in mobile electrical grid," in *Proc. 10th IEEE Int. Conf. Mobile Ad-hoc Sensor Syst.*, Hangzhou, China, Oct. 2013, pp. 592–596.
- [60] G. Lin *et al.*, "Robustness analysis on electric vehicle energy distribution networks," in *Proc. IEEE Power Energy Soc. Gen. Meeting*, Vancouver, BC, Canada, Jul. 2013, pp. 1–5.
- [61] P. Yi, T. Zhu, B. Jiang, B. Wang, and D. Towsley, "An energy transmission and distribution network using electric vehicles," in *Proc. IEEE Int. Conf. Commun.*, Ottawa, ON, Canada, Jun. 2012, pp. 10–15.